

**FEATURES**

- 42" x 42" Shower Walls for new or existing construction.
- Thick 1/4" SaraMar® compression molded solid surface material for superior strength, beauty and easy cleaning. Surface will not support bacteria growth.
- Easier to install than tile. Walls glue right over existing surface. Walls have a beveled outside edge and are trimmable for custom fit.
- EWK Wall Kits include three wall panels, two color coordinated inside corner trim pieces and four 11-oz. tubes 100% silicone adhesive. Available in 72" and 96" panel height.
- EWKX Wall Kits include three 72" H wall panels, two color coordinated inside corner trim pieces, installation materials and EXK Extension Wall Kit that adds up to an additional 24" in height.
- 10 Year Limited Residential Warranty / 3 Year Commercial Warranty

**COLORS**

- 3 solid and 6 pattern colors.

**OPTIONS**

- Storage pods, grab bars, storage shelves, flat inside corner molding, colored aluminum trim, outside corner trims and window trim kit.



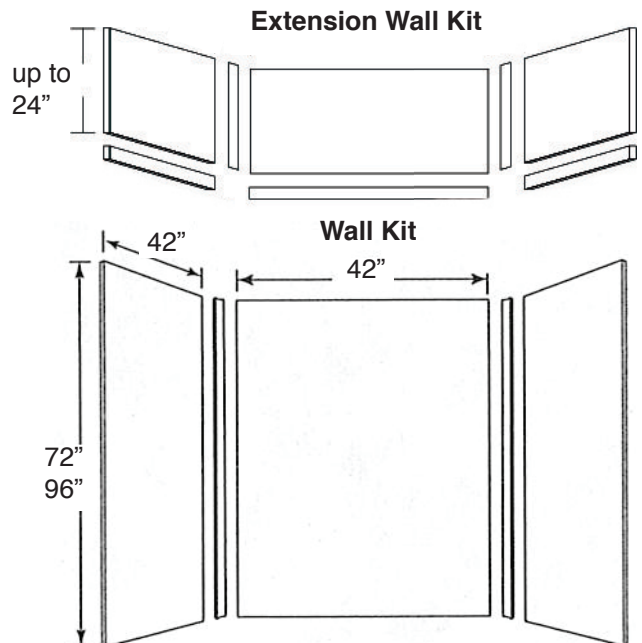
**EXPRESSIONS**

**Specified Model**

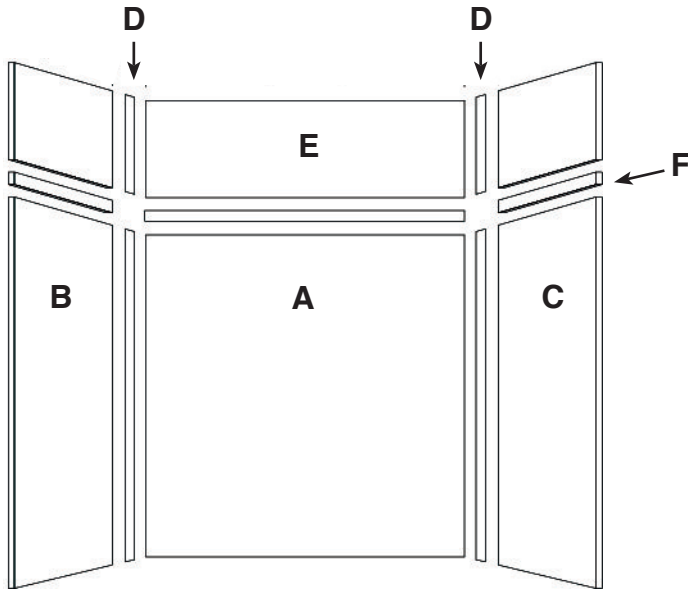
	SIZE	MODEL NO.	DESCRIPTION	Width	Depth	Height
<b>SHOWER WALL KITS</b>						
<input type="checkbox"/>	42" x 42" x 72"	EWK424272	Shower Wall Kit	42"	to 42"	72"
<input type="checkbox"/>	42" x 42" x 96"	EWK424296	Shower Wall Kit	42"	to 42"	96"
<input type="checkbox"/>	42" x 42" x 96"	EWKX424296	Shower Walls & Ext. Kit	42"	to 42"	96"
<b>OPTIONAL COMPONENTS</b>						
<input type="checkbox"/>	42" x 42" x 24"	EXK424224	Extension Wall Kit	42"	to 42"	to 24"

**To Be Specified: Color**

	Shower Walls	Color-Coordinated Inside Corner Trim
<input type="checkbox"/>	31 White	31 White
<input type="checkbox"/>	38 Bisque	38 Bisque
<input type="checkbox"/>	39 Grey	39 Grey
	Pattern Colors	
<input type="checkbox"/>	41 Bianca	31 White
<input type="checkbox"/>	42 Dover Stone	39 Grey
<input type="checkbox"/>	43 Sorrento	38 Bisque
<input type="checkbox"/>	44 Sea Fog	39 Grey
<input type="checkbox"/>	45 Bleached Oak	38 Bisque
<input type="checkbox"/>	46 Cameo	38 Bisque



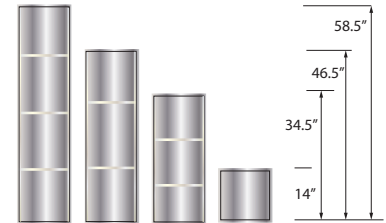
# 42" x 42" shower walls EWK4242\_



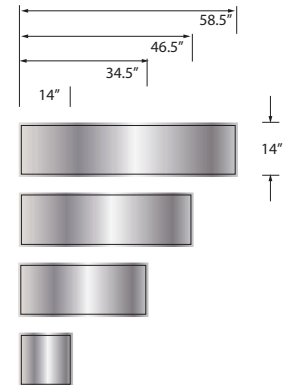
	MODEL NO	DESCRIPTION
<b>A</b>	<b>EWK424272</b>	Back Wall (1 panel)
<b>B</b>	or	Left End Wall (1 panel)
<b>C</b>	<b>EWK424296</b>	Right End Wall (1 panel)
<b>D</b>		Inside Corner Trim (2 pcs.)
<b>E</b>	<b>EXK424224</b>	Extension Wall Kit (3 pcs)
<b>D</b>		Inside Corner Trim (2 pcs.)
<b>F</b>		Seam Joint Trim (2 pcs.)

## OPTIONS: STORAGE PODS

Available for on-site installation. Must be ordered separately. See Accessories Specification for further information.



STV Vertical Storage Pods

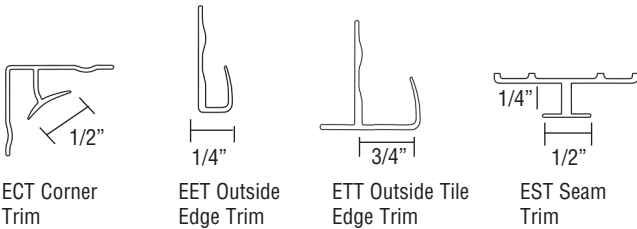


STH Horizontal Storage Pods

## OPTIONS: ACCESSORIES

Available for on-site installation. Must be ordered separately. See Accessories Specification for further information.

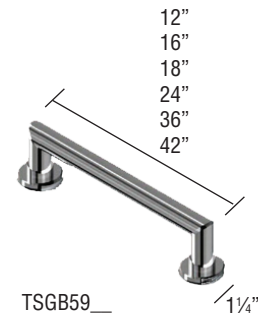
### Colored Aluminum Trim Kits



### SaraMar® Trim Kits



### Grab Bars



### Solid Surface Kits

