

**PLEASE CONTACT TRANSOLID FIRST**  
For Installation Help, Missing or Replacement Parts

(USA)  
1-877-632-6322  
Mon-Fri 8am – 7pm EST  
Saturday 8am – 12pm

**POR FAVOR, CONTÁCTESE PRIMERO CON TRANSOLID**

Para obtener ayuda de instalación, piezas faltantes o de recambio

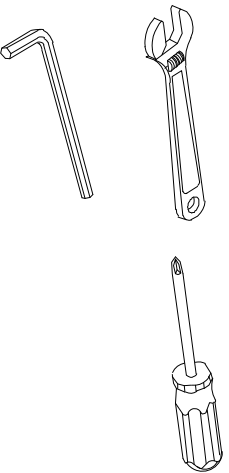
1-877-632-6322  
Lunes a viernes de 8:00 a 7 hs. (Costa Este)  
sábado 8:00 a 12 hs. (Costa Este)

**HELPFUL TOOLS**

For safety and ease of faucet replacement, Moen recommends the use of these helpful tools.

**HERRAMIENTAS ÚTILES**

Para que el cambio de la llave sea fácil y seguro, Moen le recomienda usar estas útiles herramientas.



**Deck mount single handle kitchen faucet**  
**Grifo de cocina monomando**

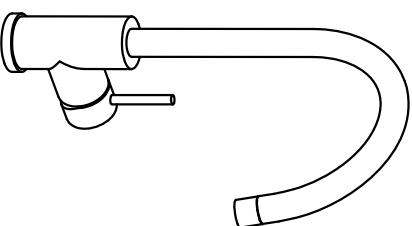


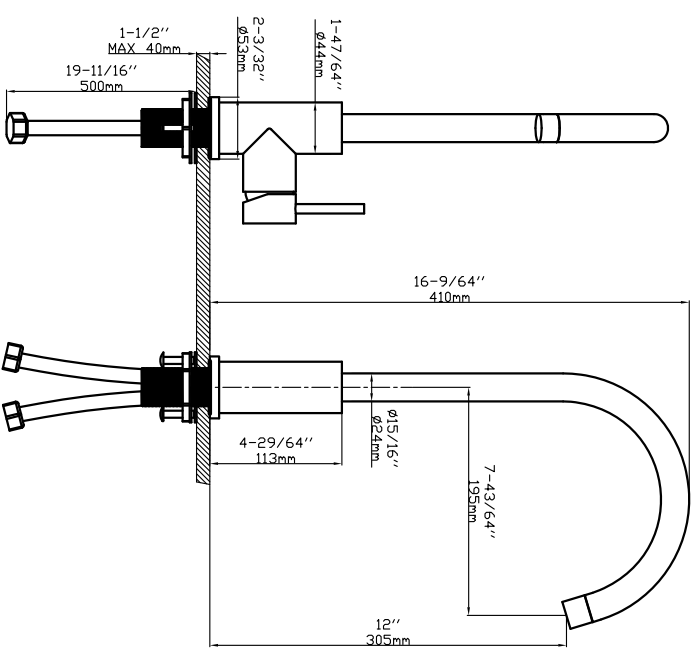
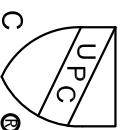
Image is for Reference only  
(Style varies by model)

La imagen es sólo como referencia

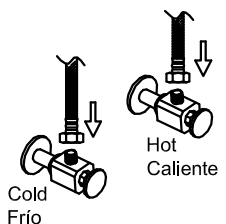
(El estilo varía por el modelo)

**NOTE:** This faucet is designed to be installed thru 1 hole,  $\Phi 1-3/8"$  min.

**Nota:** Este grifo está diseñado para ser instalado a través del orificio de 1,  $\Phi 1-3/8"$  min.



**CRITICAL DIMENSIONS**  
**DIMENSIONES CRÍTICAS**

<p>1. Remove locking-nut, metal and rubber washer and hose connector if installed.</p> <p>1. Retire la tuerca de bloqueo, la arandela de metal y de goma y el conector de manguera si está instalado.</p>	<p>2. Tighten the flexible hose to the faucet, left is for hot water, right is for cold water.</p>	<p>3. Install faucet through center hole .</p>
<p>4. Assembly rubber washer, metal washer and lock nut onto faucet, then use the screwdriver to tighten the lock nut.</p>	 <p>5. Attach flexible hose to water supply.</p> <p>5. Conecte la manguera flexible al suministro de agua.</p>	<p>6. After installing faucet, remove the aerator, turn on faucet handle for 1 minute to flush debris. Close the handle and re-assemble the shower.</p>

### Cleaning Instructions

Transolid recommends cleaning the finish with a mild soap, rinsing thoroughly with warm water and drying with a clean, soft cloth. Never use cleaners containing abrasives (including abrasive sponges or steel wool), ammonia, bleach or sodium hypochlorite, organic solvents (e.g. alcohols) or other harsh chemicals (e.g. lime scale removers) to clean the finish, as they may damage the finish. Failure to comply with these cleaning instructions may void Transolid's warranty.

### Limited Lifetime Warranty

Transolid products have been manufactured under the highest standards of quality and workmanship. Transolid warrants to the original consumer purchaser for as long as the original consumer purchaser owns their home (the "Warranty Period" for homeowners), that this faucet will be leak- and drip-free during normal use and all parts and finishes of this faucet will be free from defects in material and manufacturing workmanship. All other purchasers (including purchasers for industrial, commercial and business use) are warranted for a period of 5 years from the original date of purchase (the "Warranty Period" for non-homeowners).

If this faucet should ever develop a leak or drip during the Warranty Period, Transolid will FREE OF CHARGE provide the parts necessary to put the faucet back in good working condition and will replace FREE OF CHARGE any part or finish that proves defective in material and manufacturing workmanship, under normal installation, use and service. Replacement parts may be obtained by calling 1-877-632-6322, or by writing to the address shown. Proof of purchase (original sales receipt) from the original consumer purchaser must accompany all warranty claims. Defects or damage caused by the use of other than genuine Transolid parts is not covered by this warranty. This warranty is effective from the date of purchase as shown on purchaser's receipt.

This warranty is extensive in that it covers replacement of all defective parts and finishes. However, damage due to installation error, product abuse, product misuse, or use of cleaners containing abrasives, alcohol, or other organic solvents, whether performed by a contractor, service company, or yourself, are excluded from this warranty. Transolid will not be responsible for labor charges and/or damage incurred in installation, repair or replacement, nor for any indirect, incidental or consequential damages, losses, injury or costs of any nature relating to this faucet. Except as provided by law, this warranty is in lieu of and excludes all other warranties, conditions and guarantees, whether expressed or implied, statutory, or otherwise, including without restriction those of merchantability or of fitness for use.

Some states, provinces and nations do not allow the exclusion or limitation of incidental or consequential damages, so the above limitations or exclusions may not apply to you. This warranty gives you specific legal rights and you may also have other rights which vary from state to state, province to province, nation to nation. Transolid will advise you of the procedure to follow in making warranty claims. Simply write to Transolid using the address below. Explain the defect and include proof of purchase and your name, address, area code and telephone number.

### Instrucciones para la limpieza

Transolid recomienda limpiar el acabado con un jabón suave, enjuagarlo cuidadosamente con agua tibia y secarlo con un paño limpio y suave. Nunca utilice limpiadores que contengan sustancias abrasivas (incluyendo las esponjas abrasivas o la lana de acero), amoníaco, blanqueadores o hipoclorito sódico, solventes orgánicos (por ejemplo alcoholes) u otros productos químicos fuertes (por ejemplo removedores de calcio y sarro) para limpiar el acabado, ya que pueden dañarlo. La inobservancia de estas instrucciones de limpieza podría anular la garantía de Transolid.

### le otorga Garantía limitada de por vida

Los productos Transolid son fabricados bajo las más estrictas normas de calidad y mano de obra. Transolid le garantiza al comprador original que durante el tiempo que la tenga su casa (el "período de garantía", para los propietarios), esta llave no tendrá ni goteras ni fugas durante el uso normal, y que todas las piezas y acabados estarán libres de defectos en material y mano de obra. Asimismo, a todos nuestros otros consumidores (industriales, comerciales y empresariales), les otorgamos 5 años de garantía a partir de la fecha original de compra (el "período de garantía" para usos no domésticos).

Si en esta llave mezcladora se llegara a producir alguna fuga o gotera durante el periodo de garantía, Moen le proporcionará SIN COSTO ALGUNO las piezas necesarias para.



(USA)  
1-877-632-6322  
Mon-Fri 8am – 7pm EST  
Saturday 8am – 12pm