



### Features

- 25" (635) x 21¼" (540) top mount kitchen sink.
- Single compartment.
- 18 gauge 304 stainless steel.
- ADA compliant.
- Rear center drain location.
- Brushed finish.
- 15mm radius corners.
- 3mm sound deadening pads.
- Fits 30" base cabinet width.

### Components

Product includes:  
Cutout Template  
Installation Hardware  
Installation Instructions

### Options

2210R Covered Sink Strainer  
4010 Covered Disposer Strainer  
TMTK1 Magnetic Tool Set

### Warranty

- Lifetime Limited Warranty

### Specified Model

|                          | MODEL NO.  | Length    | Width      | Depth     | Ship Wt. |
|--------------------------|------------|-----------|------------|-----------|----------|
| <input type="checkbox"/> | CTSB252155 | 25" (635) | 21¼" (540) | 5½" (140) | 11       |
| <input type="checkbox"/> | CTSB25216  | 25" (635) | 21¼" (540) | 6" (152)  | 13       |
| <input type="checkbox"/> | CTSB252165 | 25" (635) | 21¼" (540) | 6½" (165) | 14       |

| Model           | CTSB2521                     |
|-----------------|------------------------------|
| Bowl Dimensions | L21" (533) x W15¾" (400)     |
| Drain holes:    | 3⅝" (92mm)                   |
| Material        | 18 gauge 304 stainless steel |
| Installation    | counter top mounted          |
| Required        | template, included           |

### To Be Specified:

see back for configurations available for this sink

|                          | Faucet Hole Drillings |
|--------------------------|-----------------------|
| <input type="checkbox"/> | 1 Hole                |
| <input type="checkbox"/> | 2 Holes               |
| <input type="checkbox"/> | 2 Holes - MR2         |
| <input type="checkbox"/> | 3 Holes               |
| <input type="checkbox"/> | 4 Holes               |
| <input type="checkbox"/> | 5 Holes               |

### Codes/Standards

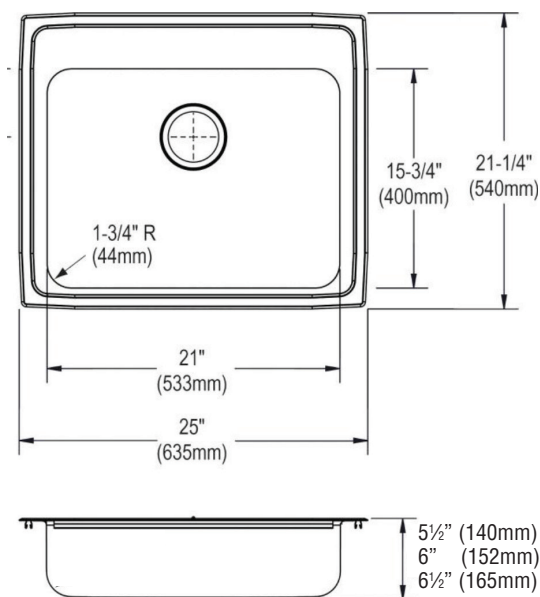
ASME A112.19.3/CSA B45.4



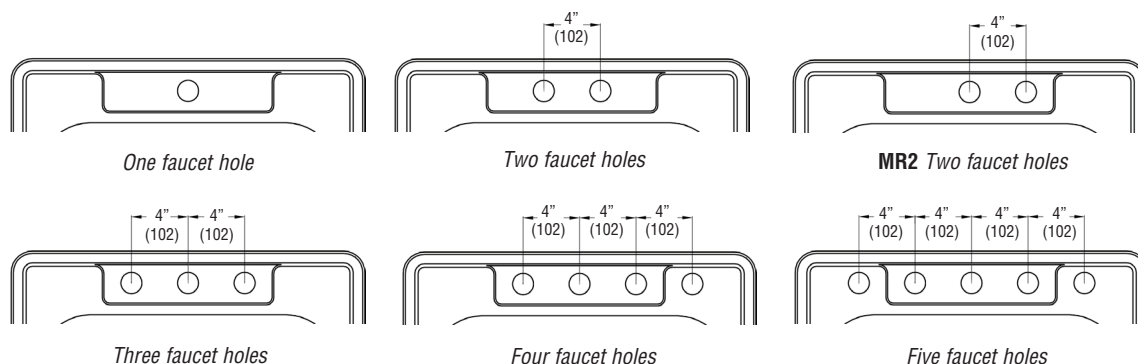
This sink is compliant to ADA and ANSI/ICC A117.1 accessibility requirements when installed according to the requirements outlined in these standards.

### Notes

Install this product according to the installation instructions.

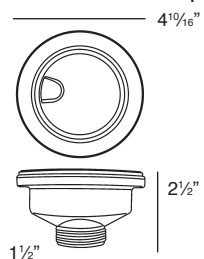


**Faucet Hole Configurations available for this sink model**



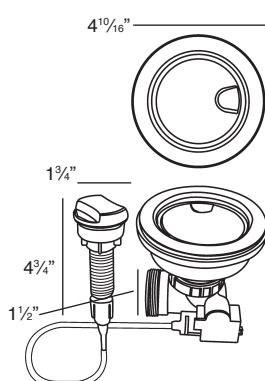
**Optional Accessories**

**2210R Covered Flip Top Sink Strainer.**



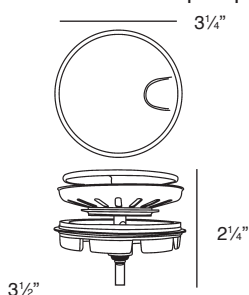
Water drains easily when cover is in place. Cover flips up with easy touch. Polypropylene housing. Fits standard 3 1/2" opening.

**2310 Remote Covered Flip Top Sink Strainer.**



Turn the remote knob to open and close drain. Water drains easily when cover is in place. Cover flips up with easy touch. Polypropylene housing. Fits standard 3 1/2" opening. 1 1/8" hole required in countertop for remote installation. Remote cable 25 1/2" L.

**4010 Covered Flip Top Disposer Strainer.**



Water drains easily when cover is in place. Cover flips up with easy touch. Polypropylene housing. Top mount installation for 3 1/2" opening.