

Features

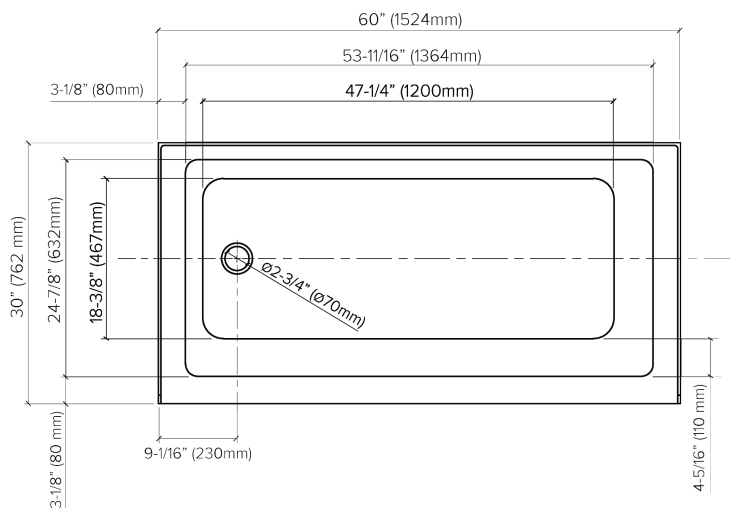
- 60" X 30" x 22-1/4" alcove bathtub.
- Acrylic material.
- Left-hand or right-hand drain location. (Must specify LH or RH when ordering.)
- Above Floor Rough (AFR) bathtub: above-the-floor drain installation.
- Drain not included.
- Built-in linear overflow.
- No anti-slip texture on bottom.
- 10 Year Limited Residential Warranty / 3 Year Commercial Warranty.

Options:

- **SMTDL - Linear bathtub drain with linear overflow in decorative finishes. See back for information.**

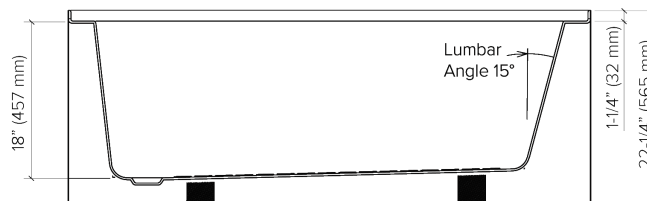
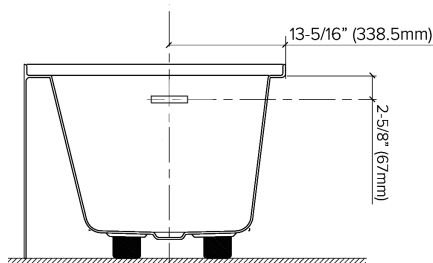
Specified Model

Model	UATLN603022-L/R
Dimensions	60" x 30" x 22-1/4"
Drain Outlet	Left-Hand or Right-Hand
Water Capacity	67.5 gallons
Item Weight	91.8 lbs.
Shipping Weight	92.67 lbs.
Material	Acrylic
Installation	Alcove
Required	Wall mount faucet



To Be Specified:

COLOR
<input type="checkbox"/> White
FINISH
<input type="checkbox"/> Gloss



OPTIONAL

SMTDL bathtub drain in decorative finishes.

SPECIFICATIONS

SMTDL Linear Bathtub Drain with Overflow.

Drain is available in PVC or Copper material.

Finishes: PC Polished Chrome and BN Brushed Nickel for both PVC and Copper drains.

CB Champagne Bronze and MB Matte Black only for PVC drains.

To Be Specified:

	FINISH
<input type="checkbox"/>	PC Polished Chrome
<input type="checkbox"/>	BN Brushed Nickel
<input type="checkbox"/>	CB Champagne Bronze
<input type="checkbox"/>	MB Matte Black



PC



BN



CB



MB

