

Features

- 60" X 32" x 15" alcove bathtub.
- Acrylic material
- Left-hand or right-hand drain location. (Must specify LH or RH when ordering.)
- Standard bathtub: through-the-floor-drain installation.
- Drain not included.
- Built-in linear overflow
- Has anti-slip texture on bottom.
- 10 Year Limited Residential Warranty / 3 Year Commercial Warranty

Options:

- **SMTDL - Linear bathtub drain with linear overflow in decorative finishes. See back for information.**


Specified Model

MODEL	UATLN603215-L/R
Dimensions	60" x 32" x 15"
Drain Outlet	Left-Hand or Right-Hand
Water Capacity	60.5 gallons
Item Weight	79.99 lbs.
Shipping Weight	80.86 lbs.
Material	Acrylic
Installation	Alcove
Required	Wall mount faucet

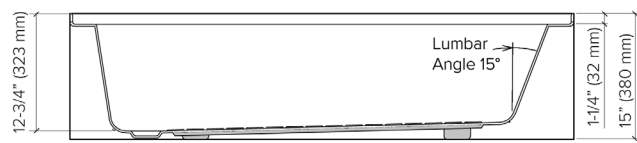
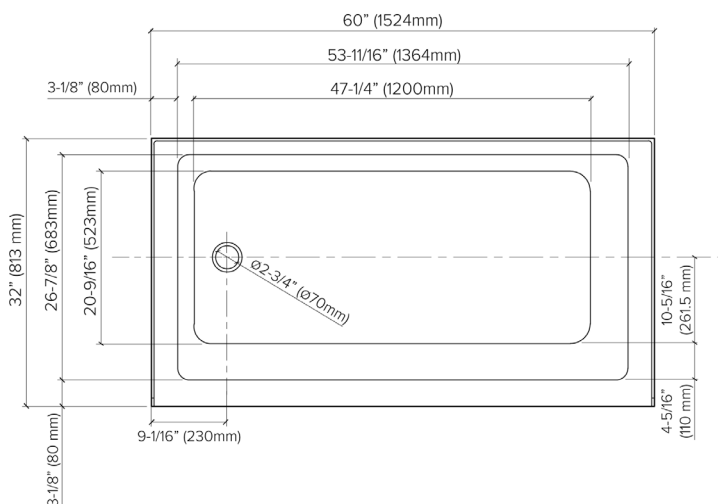
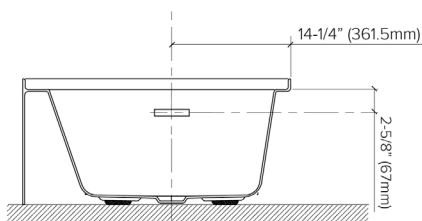


To Be Specified:

COLOR
<input type="checkbox"/> White
FINISH
<input type="checkbox"/> Gloss



Gloss White



OPTIONAL

SMTDL bathtub drain in decorative finishes

SPECIFICATIONS

SMTDL Linear Bathtub Drain with Overflow.
Drain is available in PVC or Copper material.

Finishes: PC Polished Chrome and BN Brushed Nickel
for both PVC and Copper drains. CB Champagne Bronze
and MB Matte Black only for PVC drains.

To Be Specified:

FINISH	
<input type="checkbox"/>	PC Polished Chrome
<input type="checkbox"/>	BN Brushed Nickel
<input type="checkbox"/>	CB Champagne Bronze
<input type="checkbox"/>	MB Matte Black



PC



BN



CB



MB

